


## IIS Access Control Turnstile



ACCESS CONTROL TURNSTILE INTEGRATED WITH ELECTRONIC DOSIMETER  
READER AND COMPUTER DISPLAY VERIFYING THE ED IS POWERED ON AND  
THE WORKER IS ON THE RIGHT RWP FOR THE AREA HE IS ENTERING





# Features

Stainless steel weight 205lbs

Loss of power entry fails locked, exit open

Mobile wheels hard plastic with rubber coating

Locks and unlocks on Dosimeter RWP & power

Large display 15" easier for workers to read

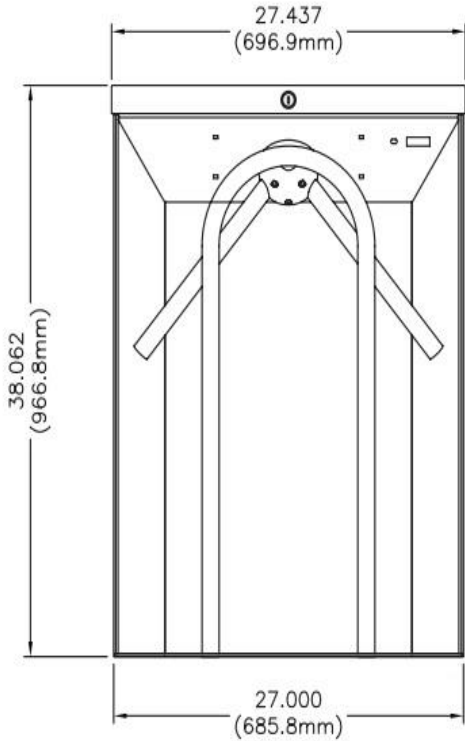
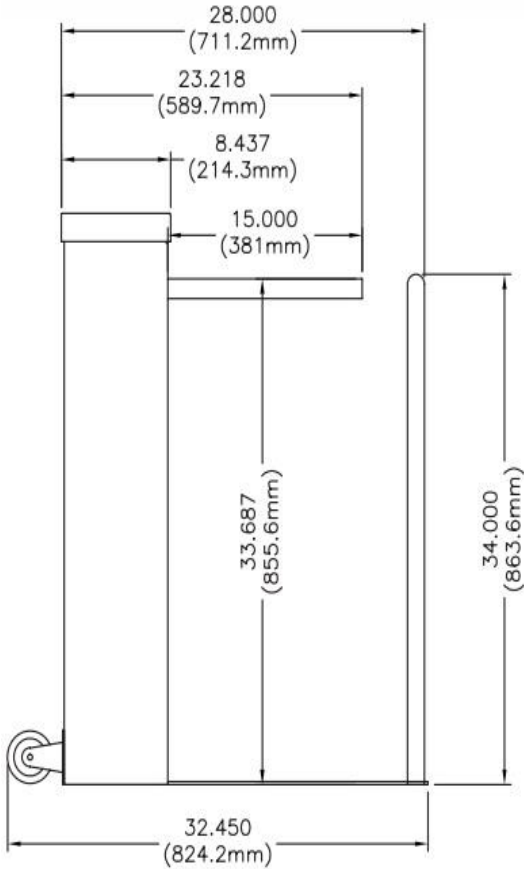
Customer provides ED reader and software

Our product is very **COST COMPETITIVE \$**

Lock pin hardened tool steel

Monitor display has protective lexan cover

# DIMENSIONS OF TURNSTILE



\* Dimensions are approximate