

# Innovative Industrial Solutions

I.I.S.

## Linked 2 Sensor

The Linked 2 Sensor is a versatile, weatherized transceiver used to transmit data from field detectors/sensors to the *Remote DNA™* Software or equivalent software system. The device can be used in a 1:1 sensor to Linked 2 configuration or multiple (up to eight (8)) sensors to Linked 2 application.

### Key Features:

- 900 MHz or 2.4 GHz wireless receive interface
- Universal Sensor/Detector Interface Options
- Wireless (and wired) interface to connecting sensors/detectors
- GSM Cellular connectivity via Verizon or AT&T networks
- USB and two (2) serial ports; RS232/RS485 serial port.
- NEMA4/IP65 rated for outdoor use
- Integrated GPS and Temperature sensors
- Configuration options include GSM/CDMA cellular radio
- Battery powered (lithium ion) or AC Power
- E-Mail and Text on Alarm and Event Notification

### Applications:

The Linked 2 Sensor is ideal for the remote data transfer from **isolated Plant Area Monitors, Plant Perimeter, and Environmental sensors.**

The turn-key cellular data transfer makes for extremely easy and rapid deployment. When used in conjunction with the *Remote DNA* Monitoring Software, real-time and/or historical data can easily be collected and displayed.



Innovative Industrial Solutions, Inc.

2830 Skyline Drive Russellville, AR 72802

Phone (479) 968-4266

Fax (479) 890-9072

www.i-i-s.net

I.I.S.

## Linked 2 Sensor

### WAM 500 Sensor Integration

IIS's WAM 500 family of radiation detectors interfaces in a turn-key manner with the Linked 2 Sensor. The WAM D, E, and P devices are wirelessly linked to the Linked 2 device via 900 MHz or 2.4 GHz radio connectivity. Cellular reach-back via customer cellular data plans makes for cost-effective and functional radiation monitoring system.



### The Remote DNA™ Monitoring Software

The *RemoteDNA* cloud-based Environmental Monitoring System provides a highly redundant and secure data storage, real-time monitoring dashboard and alert system. Data is transmitted from each sensor unit to the across a cellular TCP/IP network using standard SSL encryption to a centralized monitoring system.

Innovative Industrial Solutions, Inc.

2830 Skyline Drive Russellville, AR 72802

Phone (479) 968-4266

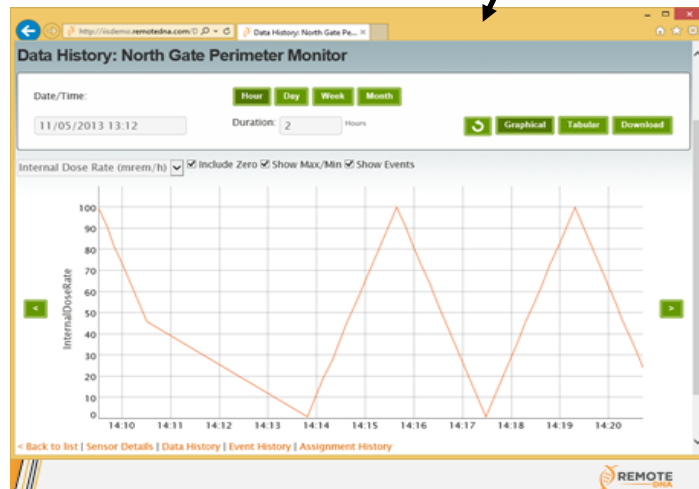
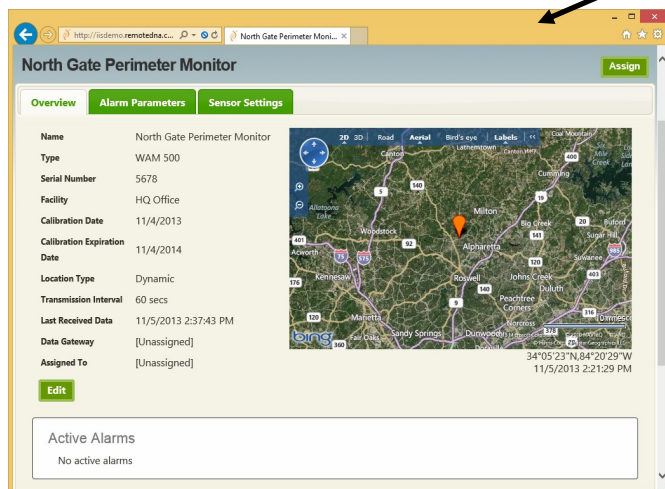
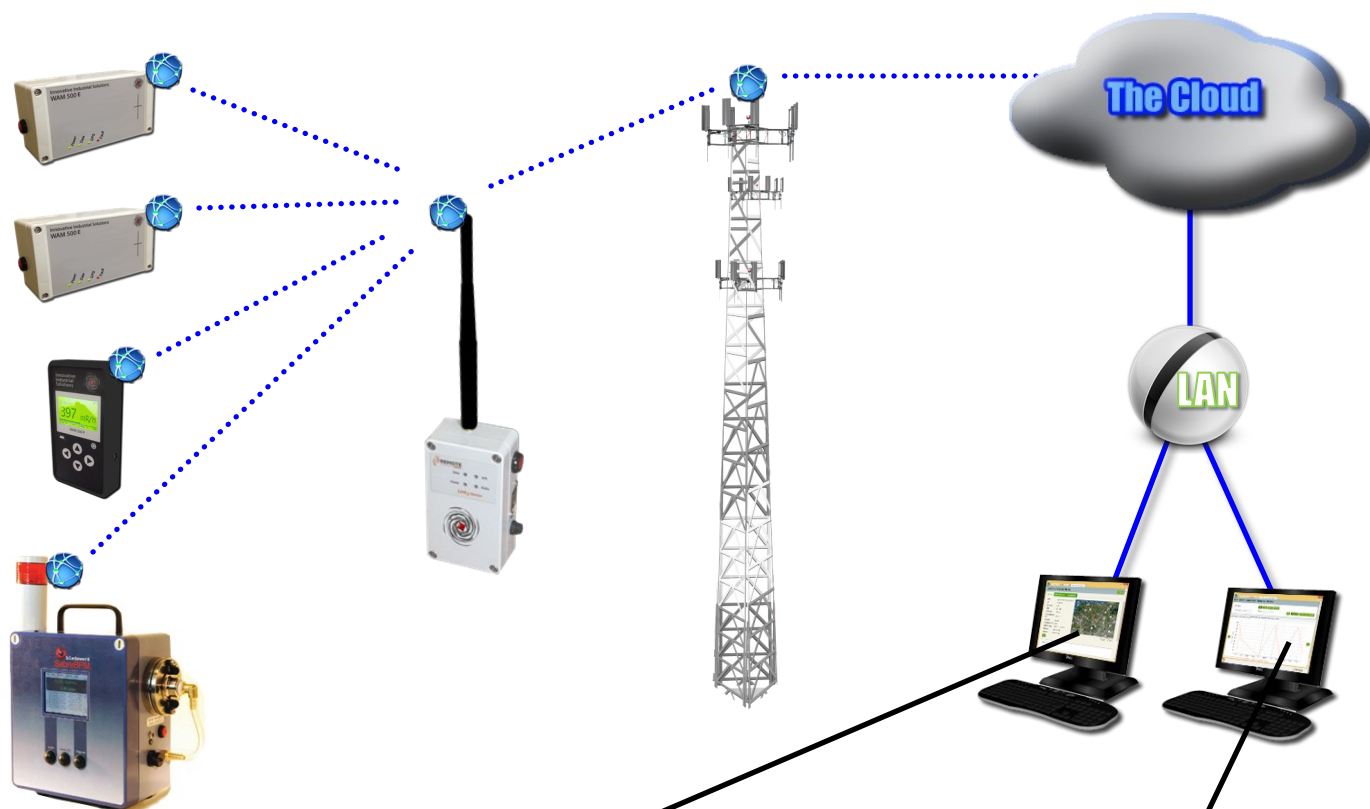
Fax (479) 890-9072

[www.i-i-s.net](http://www.i-i-s.net)

# Innovative Industrial Solutions

I.I.S.

## Linked 2 Sensor



Innovative Industrial Solutions, Inc.

2830 Skyline Drive Russellville, AR 72802

Phone (479) 968-4266

Fax (479) 890-9072

www.i-i-s.net

# Innovative Industrial Solutions



I.I.S.

## Linked 2 Sensor

The Linked 2 Sensor has the capability to be integrated with a large variety of 3<sup>rd</sup> Party Sensors including the ones listed below: (Note: Ask IIS about interfacing other sensors)

### Canbera

Canbera ICam

### Ludlum

Ludlum DT375

Ludlum M2241

### MGP

MGPi ABPM203M

MGPi AMP100

MGPi DMC

MGPi DRM-1

MGPi GIM204M

MGPi MiniEdgar

MGPi TelePole

### MSA

MSA SAFEMTX

### Ortec

Ortec Detective

Ortec MCA

### Overhoff

Overhoff 400SB

Overhoff 421

Overhoff 93

### RadEye

RadEye Reader

### Raytheon

Raytheon ASP-L

### SAIC

SAIC PD(E)-4

### TSA

TSA TPM-903B

### Thermo

Thermo ADR

Thermo AMS4

Thermo ARIS

Thermo ASM4

Thermo E600

Thermo EPD-N

Thermo EPD2

Thermo IPM9

Thermo MDL+

Thermo PDR

Thermo PM12

Thermo RMS3

Thermo RadEye

Thermo SAM12

Thermo TVA1000B

Thermo iPCM

Innovative Industrial Solutions, Inc.

2830 Skyline Drive Russellville, AR 72802

Phone (479) 968-4266

Fax (479) 890-9072

[www.i-i-s.net](http://www.i-i-s.net)